

COLORADO ALL STATE CHOIR AUDITION
“PROCEDURES and REQUIREMENTS”
(Updated Fall of 2020)

AUDITION PROCEDURES:

****Disclaimer: These procedures will change as the COVID-19 pandemic progresses. All changes from previous years are for All State Choir 2020-2021 festival only. All State Choir will return to live auditions, as permitted, in Fall 2021.****

Auditions: Due to the COVID-19 pandemic, auditions will be virtual for the 2020-2021 school year. The same group of judges will be listening to the online auditions to ensure consistency in evaluating. Students will have the opportunity to audition any time between Sunday, November 1st and Sunday, November 15th at **www.audition.opusevent.com**. Extensions to the audition window due to illness will not be granted. *If a student is going to audition who will require special accommodations based off an IEP, it is required that the Chair of All State be informed, and all documentation provided no later than October 15th, 2020. The Accommodation Form is available on the ASC website. After documentation is received, an appropriate plan of action will be determined by the director, student, ASC Chair and Head Judge.*

Eligibility: Students must be in grade 11 or 12 and a member of their school’s vocal music program - if one exists. **At the time of the audition and the festival**, students must be eligible under the rules of the Colorado High School Activities Association. If you need to review these rules, please contact your principal or activities director. If questions regarding unusual circumstances pertaining to eligibility arise, please contact the Chair of the All State Choir Governing Board. Each \$30 registration fee is charged per student that auditions.

Preparation for auditions: Preparation for auditions is important. Each director is responsible for preparing students to ensure a positive experience during their auditions. Directors should help students select appropriate solo literature, learn sight reading and music literacy skills, and achieve a self-motivated, positive attitude. Guidelines for appropriate literature are the same as all CHSAA sponsored music festivals. **Broadway, Jazz, Hymns directly from a hymnal, choral octavos and popular literature are not considered appropriate for this audition** (see CHSAA handbook). Due to the varying degree of in-person classes this year, the ASC Board has provided a small selection of public domain solos and teaching videos on the AS Choir website for students who do not have in-person access to their directors. Students may choose to use one of the solos on the website or their own, however all solos must be performed with a pre-recorded piano accompaniment for consistency. Students who choose their own solo must be prepared to upload a copy of their sheet music to the audition website. *No a cappella* singing will be accepted. Adhering to deadlines and checking all audition forms for accuracy will assist your students.

Directors are responsible for assigning the appropriate voice part to each of their students. *Changes to voice parts will not be made after the audition has been completed.* Colorado All State Choirs are assigned by voice part, not by gender. A student who sings A1 as a junior and is placed in Mixed Choir will automatically be placed in the Treble Choir if selected for the all state choirs as a senior.

Selection Process: Audition will be scored through the Opus Event platform. While the platform for auditions has changed, the evaluation process for those auditions has not. Auditions will be scored the same way they have been in previous years. The z-score formula will then be applied to the scores generating a list of students ranked by voice part and z-score. The z-score is a scientific formulation designed to eliminate subjectivity. (A full explanation of z-scores is available under “audition information” on the website).

Students who have been members of the Colorado All State Choir the previous year are automatically placed in the opposite choir if they are chosen a second year. Directors are responsible for indicating previous All State Choir membership on the registration sheet (this will be checked). All other students are randomly assigned to the choirs. All three choirs are of equal importance and talent is distributed evenly between them.

Notification: Results for all students will be e-mailed to directors by mid-January. If you have not heard by January 22nd, please e-mail the Colorado All State Choir Administrative Assistant. Schools that did not have students selected will also be notified at that time. All pertinent information about tickets, fees, t-shirts, etc. will be available at that time on the Colorado All State Choir website www.aschoir.com. A festival fee of \$35 per student is charged for each student who accepts their position into the All State Choirs.

Second Auditions: After students have been selected and have sent in their acceptance forms, they must thoroughly prepare and memorize the literature before rehearsals begin. Rehearsal recordings will be available to the student through the website. Please see the All State Choir Website: www.aschoir.com. Students must pass a second music audition before the first rehearsal. Portions of the rehearsal recording will be used in the audition. After students have successfully completed this audition, they will be seated in their assigned choir. **Attendance at second auditions, all rehearsals, and concert performance is mandatory. No exceptions will be made.**

Code of Conduct: Students chosen to participate in the Colorado All State Choir Festival are expected to memorize and sing all literature designated by the choir assignment, attend all rehearsals and concerts, meet eligibility requirements according to CHSAA guidelines, and follow the rules listed on the acceptance and code of conduct form. (This form is available under “acceptance information” on the website).

AUDITION REQUIREMENTS:

Solo (50%)

Sing a prepared classical solo. This may include folk songs, art songs, and arias. This does NOT include Broadway, jazz, hymns directly out of a hymnal, choral octavos and popular songs. The solo will be judged to demonstrate: tone quality/technique, intonation, accuracy, diction and musicality. If you are performing a piece in a foreign language, the language should be from the “western choral tradition” (i.e. Italian, German, French, and Spanish). Singing in a foreign language is appropriate if your diction and pronunciation are correct. Students must sing a solo from a “published vocal music source” in the key that it is written and not from a song that is written in several parts. Students singing inappropriate literature will receive a score of zero for the solo. The judge will confirm a score of zero with an All State Choir Board member.

Students must sing their prepared solo with a pre-recorded piano accompaniment. An accompaniment will be provided for those songs listed on the AS Choir website. Students who choose their own prepared piece must upload a copy of their music that is the same edition and in the same key the singer and accompanist are using (example: *Schirmer's 24 Italian Songs and Arias* and *26 Italian Songs and Arias* edited by Paton are not the same). Students who do not provide a copy of their song for the judge will be given a 0 for their solo.

Audition procedures: Please limit solos to 3 minutes or less. Judges reserve the right to stop student's recording if their solo exceeds three minutes. Because of the 3-minute time limit, long piano introductions and/or interludes should be cut down, and repeats should be eliminated!

Memorization is required. Students who look at their musical score or copies of the words will receive a 0 for their solo.

Students will be judged according to the following 5 categories that are worth up to 10 points each:

- Tone Quality / Technique: (tone, breath support, vowels, appropriate style)
- Intonation: (singing in tune)
- Accuracy: (accuracy of notes and rhythms)
- Diction: (text clarity, accurate pronunciation)
- Musicality: (dynamics, sensitivity to text, articulation to convey appropriate meaning)

In each of the five 10 point categories:

- A score of 10 would indicate the highest level of achievement
- A score of 6 would indicate average level of achievement
- A total score of 30 would indicate an average solo score.
-

The judges use the following as a “scoring guide”:

- 10 Superior
- 9 Excellent
- 8 Very Good
- 7 Good
- 6 Average
- 5 Below average
- 4 Fair
- 3 Less than fair
- 2 Poor
- 1 Unprepared
- 0 In-admissible solo

Skills: (50%):

Sense of Tonality (10%)

The student will be given only one opportunity to perform each of the following skills:




Sing one each of the following, ascending and descending, on a neutral syllable, *solfege* syllables or numbers in the following order:

- **Major Scale**
- **Harmonic Minor Scale**
- **Melodic Minor Scale**
- **Major Triad**
- **Minor Triad**
- **Diminished Triad**
- **Augmented Triad**

Various beginning pitches will be given according to the range that they are auditioning. Altos and Basses will be expected to sing down to a low “G” and Sopranos and Tenors will be expected to sing up to a high “G”. Each triad and scale will begin on a different pitch.

Example:

The image contains three musical diagrams. The top-left diagram, titled "Sample keys for Alto / Bass triads:", shows four triads on a grand staff: 1. Major triad (C-E-G), 2. minor triad (C-Eb-G), 3. Augmented triad (C-E-G#), and 4. diminished triad (C-Eb-Gb). The top-right diagram, titled "Sample keys for Soprano / Tenor triads:", shows the same four triads on a grand staff, but with a higher starting pitch for the major triad (F-A-C). The bottom diagram, titled "Sample Alto/Bass keys for Scales:", shows three scales on a grand staff: 1. Major Scale (C-D-E-F-G-A-B), 2. Harmonic Minor Scale (C-D-E-F-G-A-Bb), and 3. Melodic Minor Scale (C-D-E-F-G-A-Bb). Each scale is numbered 1 through 12.



- Triads are worth one point each. To receive the point for each triad, the singer must start and end on the given pitch.
- Scales are worth two points each which indicates accuracy ascending and descending, starting and ending on the given pitch.
- One point is subtracted if the scale is sung from a different pitch than the given pitch or the pattern is wrong ascending or descending (if both errors were to occur, the result in that score would be 0 for that scale).

Intervals (10%)

There will be 5 total intervals at 2 points each, 10 points overall.

All intervals will be selected from the Major scale as follows:

Ascending options - M2, M3, P4, P5, M6, M7, P8

Descending options - m2, m3, P4, P5, m6, m7, P8

No augmented or diminished intervals (NO Tri-Tone)

The order in the audition will be: Sing 3 intervals then identify 2 intervals

- **Sing Three Intervals above or below the given pitch:**
- The recording will use the word ascending or descending before every request.
- Various beginning pitches will be given by the recording.
- The recording will play the beginning note of the interval and then the student will sing the interval beginning on the given pitch. The student must sing the interval within a short, reasonable time. The student may sing any syllable or number for their answer.
- When a student sings the answer he/she must only sing the two notes of the interval out loud.

- Each beginning note will only be played once.
 - Two points will be given for correctly sung intervals. Zero points will be given for incorrectly sung intervals, and intervals that are not sung on the “given pitch”.
- **Identify Two Intervals played on the piano:**
 - These will be played on the recording by a piano one note after the other, not together.
 - The student may not hum the pitches as they are being played by the judge. The student must use the number and the quality in their verbal answer on the identifications. The student is not required to identify ascending or descending to receive full credit. (ex. “Major 6th)
 - Student will receive two points for a correct answer and zero points for an incorrect answer.
 - Remember for this audition that all Major intervals go up, all minor intervals go down, and perfect intervals go in both directions.
 - Each interval for identification will only be played one time.
 - The audition card will say sung interval 1, 2, 3 and interval ID 1, 2. On the score reporting it will be broken out by sung and ID because each student will receive different intervals in different orders for both categories.

Melodic Sight Reading (20%)

The prompt will play the tonic triad, the beginning pitch and give a “suggested tempo” (beat note = 60mm) for each example both when the example is first given to them and at the end of the 30 second practice period.

There will be two melodies valued at 10 points each. The student will be given a maximum of 30 seconds to look over the exercise before beginning. The judge will set a “suggested tempo” at 60mm for the beat note. Sing the melody using a neutral syllable, *solfege* syllables or numbers. Students are judged based upon both the melodic and rhythmic accuracy of each of the melodic sight reading examples. The melodic sight reading may include the following: accidentals, and rhythmic notation that will not exceed an eighth note in all forms of simple meter.

Each sight reading will be 5 measures in length. Scoring for each melodic sight reading can be from 0 to 10 points at 1 point for every half of the measure.

Rhythmic Sight Reading

There will be one rhythm exercise. The student will be given a maximum of 30 seconds to look over the exercise before beginning. The prompt will set a suggested tempo at 60mm for the beat note. Sight read the given combination of rhythmic patterns (notes and rests) with a “voiced syllable”, which may be supported by clapping or tapping. The judge is scoring on the rhythm that is being **verbally spoken**. The rhythmic sight reading may include: dotted notes, triplets, and any combination of half notes, quarter notes, eighth notes and sixteenth notes in all forms of simple meter.

A WORD OF CAUTION: If you choose to use numbers, the judge must hear the pattern of sound and silence. For example:

The image shows two musical staves in 4/4 time. The first staff is labeled 'CORRECT' and shows a sequence of notes: a quarter note on beat 1, an eighth rest on the off-beat, a quarter note on beat 2, a half rest on the off-beat, and a quarter note on beat 4. Below the notes are the syllables '1 & 2 - & 4'. A box below the second measure says 'held for 1-1/2 beats'. The second staff is labeled 'INCORRECT' and shows a sequence of notes: a quarter note on beat 1, an eighth rest on the off-beat, a dotted quarter note on beat 2, an eighth rest on the off-beat, and a quarter note on beat 4. Below the notes are the syllables '1 & 2&3 & 4&'.

The judge needs to hear the correct sounds and silences of the rhythm written, not the division of the beat.

- If there are two lines, continue reading until you come to the double bar line.
 - Each sight reading will be 5 measures in length
 - Scoring for the rhythmic sight reading can be from 0 to 10 points at 1 point per half measure.

PHILOSOPHY OF JUDGING

(as determined by the All State Choir Board)

While nurturing and encouraging attributes are essential as a teacher and certainly desirable in our judging, the primary job of a judge is not to teach. We agreed that the judge's primary job involves evaluation and discernment to select the very best of the best and do so in a pleasant and caring manner.

This judging guideline is based on that philosophy and a sincere desire to have a wider spread than 11.4 points between the average and the best of those who audition.

The average score would most likely fall between 65 and 74. The above average score should fall between 75 and 89. The "cream of the crop" would fall between 90 and 100. It is our hope that the results of these judging guidelines will give students and teachers a clearer picture of where they rank in the best of the best. We hope it will give each student a clearer understanding of what he/she can work on to improve and we hope it will be helpful in gearing the selections performed at the concert to the achievement level of the singers.